

# **EIRICH Intensive mixer Type R12**

**NEW**

**Effective capacity up  
to 500 liters**

**Very easy to clean**



# Intensive Mixer Type R12

## Range of applications

- For excellent preparation results in a wide range of consistencies
- The worldwide accepted EIRICH mixing principle ensures constant, reproducible product quality
- For batchwise and continuous operation

## Advantages

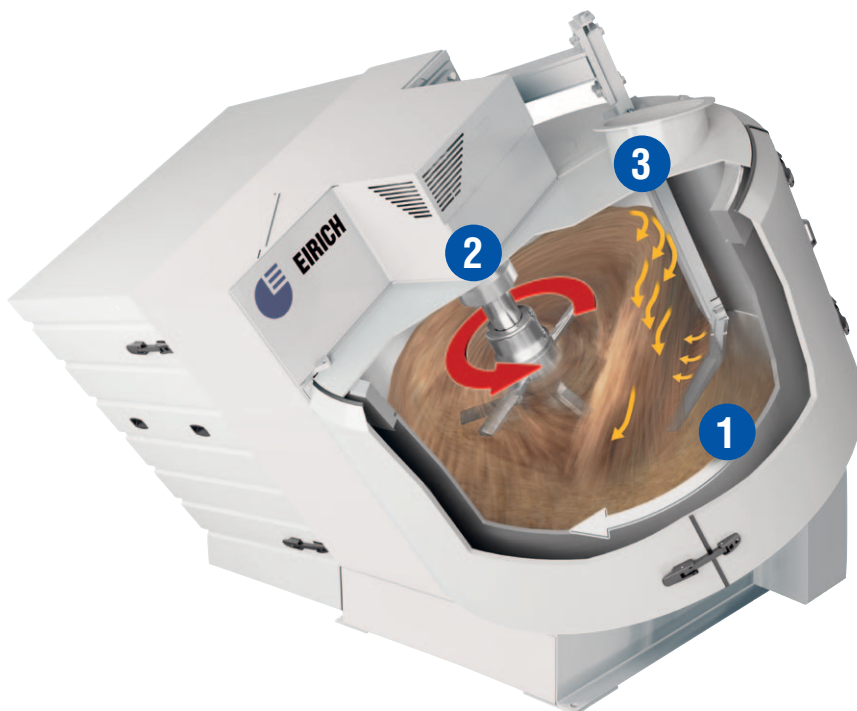
- Short mixing time and highest homogeneity
- 100 % material circulation with each mixing pan revolution
- Targeted energy input through controllable drives for rotor and mixing pan
- Reliable reproducibility of product quality and batch times
- Optimum tooling, wear lining and sealing materials for your application
- **New:** Seals and wear parts made of polyurethane
- The robust design guarantees outstanding service life and high availability

## Servicing and cleaning

- Easy access for cleaning, inspection and tool changes through large service doors
- Easy cleaning due to smooth and reduced surfaces
- Only 2 tools to clean
- Automatic cleaning device for highest demands, wet or dry (optional)
- Adjustable maintenance positions for optimum access to the mixing pan



Mixer interior with pin-type rotor, cleaning nozzles, humidity probe



## Mixing system

A **rotating and inclined mixing pan (1)** with eccentric **mixing tool (2)** produces optimum results in a very short time. The **fixed bottom / wall scraper (3)** cleans the mixing pan wall and helps the movement of the material in the mixer as well as the discharge process.

# The new performance class: up to 500 liter

## Drives

- Overload capable
- Energy efficient
- Low maintenance

## Feeding

- Free inflow of raw materials via large cross-sections into the mixing pan

## Discharge

- Central bottom discharge

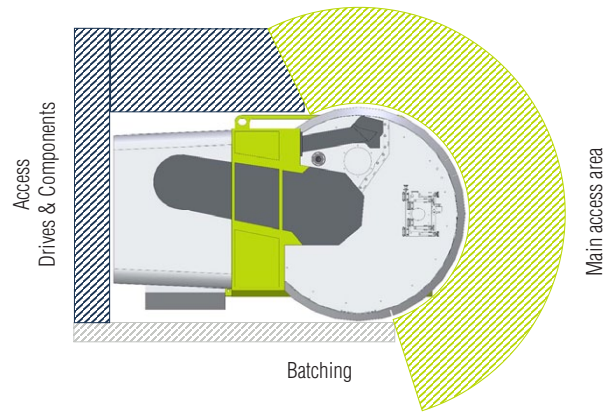
## Equipment possibilities

- Humidity measuring device
- Temperature measurement
- Cleaning (wet/dry)
- Camera system (LiveView)
- Anti-stick coating
- Condition monitoring
- State-of-the-art control systems
- and much more



*RV12 mixer with optional equipment: HighTorqueDrive, high-pressure cleaning, camera system*

Easy access for cleaning, inspection and maintenance

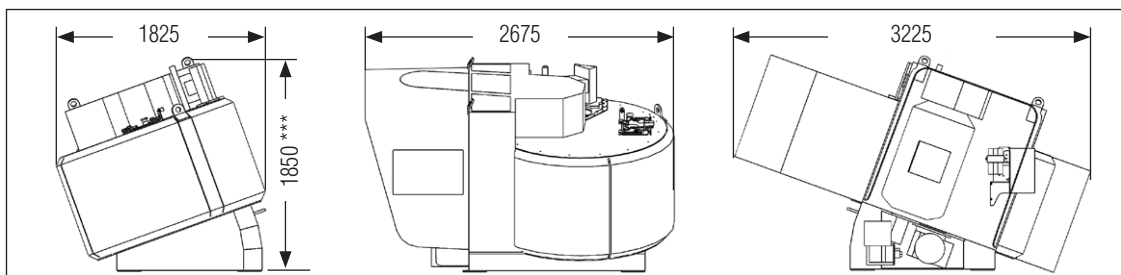


### Technical data for your planning

Type	Effective capacity*		Drives (kW)		Weight kN (kg)
	Liters	kg max.	Pan	Rotor	
R12	250	400	7,5	11 - 45	36 (3600)
RV12	400	640	7,5	22 - 75	40 (4000)
RV12	500**	800	7,5	22 - 75	40 (4000)

\* product-specific

\*\* for selected applications



\*\*\* V-belt drive, direct drive with HighTorqueDrive: 1950 mm